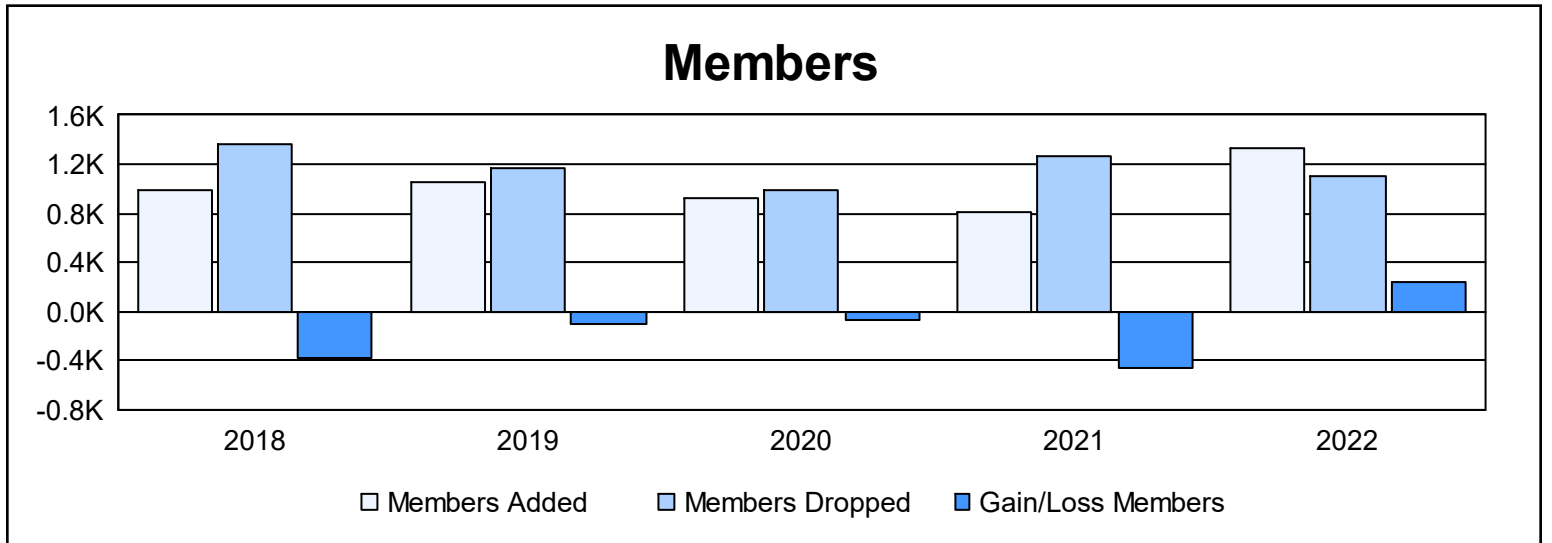
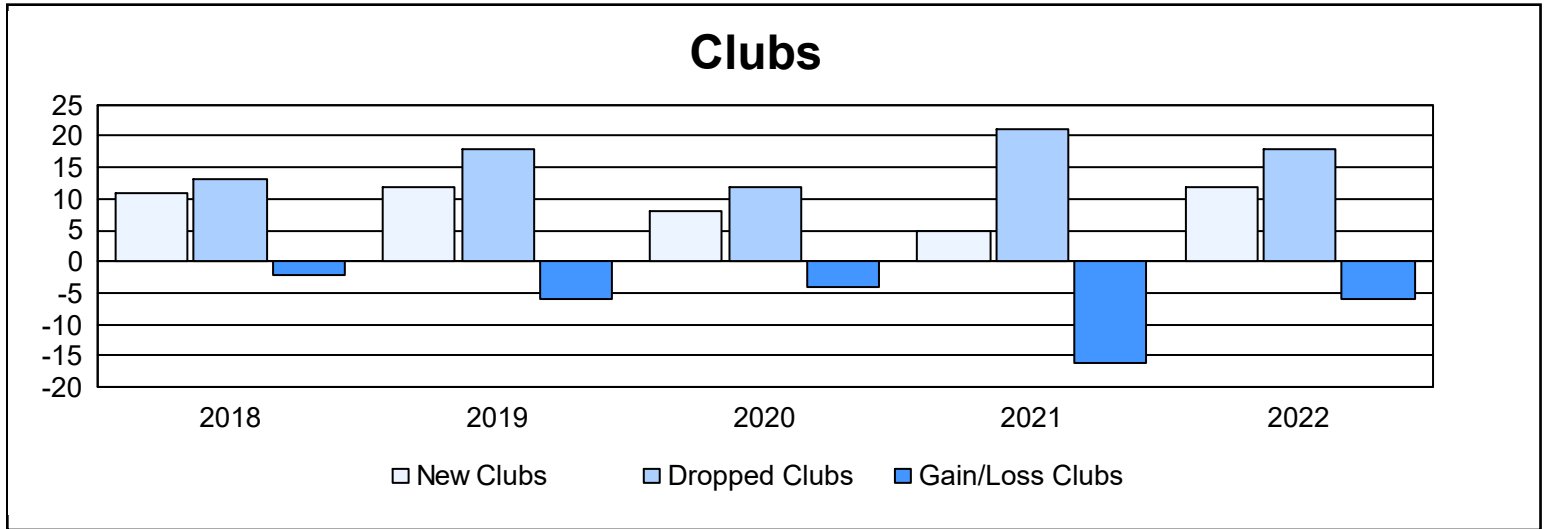
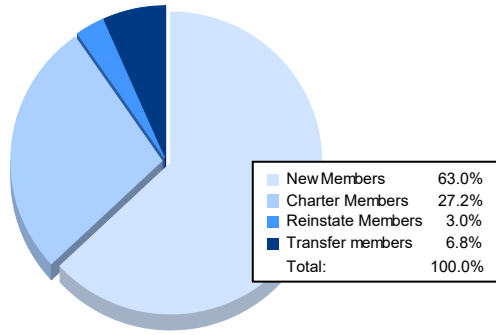


| Year           | New Clubs | Dropped Clubs | Gain/ Loss Clubs | New Members | Charter Members | Reinstate Members | Transfer Members | Total Member Added | Total Members Dropped | Gain/ Loss Members |
|----------------|-----------|---------------|------------------|-------------|-----------------|-------------------|------------------|--------------------|-----------------------|--------------------|
| 2017-2018      | 11        | 13            | -2               | 589         | 307             | 42                | 56               | 994                | 1,371                 | -377               |
| 2018-2019      | 12        | 18            | -6               | 625         | 343             | 31                | 62               | 1,061              | 1,160                 | -99                |
| 2019-2020      | 8         | 12            | -4               | 557         | 280             | 57                | 32               | 926                | 994                   | -68                |
| 2020-2021      | 5         | 21            | -16              | 488         | 183             | 87                | 47               | 805                | 1,264                 | -459               |
| 2021-2022      | 12        | 18            | -6               | 842         | 364             | 40                | 91               | 1,337              | 1,101                 | 236                |
| <b>Average</b> | <b>10</b> | <b>16</b>     | <b>-7</b>        | <b>620</b>  | <b>295</b>      | <b>51</b>         | <b>58</b>        | <b>1,025</b>       | <b>1,178</b>          | <b>-153</b>        |



### Membership Composition June 2022 Cumulative



### Gender Composition June 2022 Cumulative

